

Ultra 100 BS-GS/120 B-G



**The new generation of scrubbing machines
of large size and great performances**

**Available in the scrubbing-sweeping version of 100 cm
and scrubbing version of 120 cm**

Ultra 100 BS-GS/120 B-G. Suitable for maintenance and hard cleaning of large areas up to 20,000 sq.m.

Ultra 100 BS-GS/120 B-G are ride-on scrubbing machines with automatic traction available in the battery version and in the LPG-Gasoline version, with Honda spark-ignition engine of 9.5 Kw. They are available in the scrubbing-sweeping version with cylindrical brushes and 100 cm working width or in the scrubbing version with disc brushes and 120 cm working width.

They can be used to clean large surfaces, also indoors, in public places like airports or railway stations.

Ultra 100 BS-GS are equipped with a brush head with cylindrical brushes of different diameters, to increase the efficiency of the scrubbing and the sweeping action. This version is equipped with a side brush able to come out to reach the dirt deposited along walls and under shelves, and to convey it towards the centre where it will be collected by the central brushes. In this way, it is possible to avoid idle times of the machine for manual cleaning operations.

PLUS Ultra 100 BS-GS/120 B-G offer the following benefits:

- Intuitive driving, thanks to the elegant new instrument panel of automotive character;
- Excellent autonomy, thanks to the significant tank capacity (280 l.);
- High brushes pressure that can be manually adjusted according to the type of dirt;
- Perfect drying, thanks to the power of the double vacuum motor and to the presence of the suction system on the brush head too;
- Perfect cleaning along walls thanks to the extractable side brush;
- Targeted cleaning operations, thanks to the CDS dosing system which allows separate management of water and detergent supply according to the type of dirt.



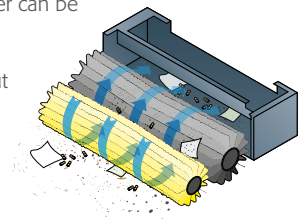
The powerful traction wheel allows the operator to drive in total safety. Ultra scrubbing machines are equipped as standard with an antiskid wheel and with a speed reduction device on bends, traction with A.C. control and carbon brushless motor



Both models can be equipped with gasoline-LPG Honda engine: thanks to this version, with the same performances, working autonomy increases enabling to clean areas up to 20-25,000 sq.m



The brush head of scrubbing-sweeping version is equipped with the side brush and with cylindrical brushes of different diameters, thanks to which it is possible to collect even small solid residuals and to convey them in a dirt hopper. The hopper can be easily emptied at the end of cleaning operations, taking it out from the right side



Ultra 120 B



Ultra 100 GS

Ultra 100 BS-GS/120 B-G. Excellent performance and productivity: customized interventions to remove even the most stubborn dirt

Ultra 120 B-G are ride-on scrubbing machines particularly suitable to perform in very dirty areas, also thanks to the possibility to choose the pressure level of the brushes.

Brushes pressure on the floor can be adjusted on three different levels of 133 kg, 150 kg and 168

kg and it can be easily controlled by the specific selector located on the instrument panel.

It can remove even the most stubborn dirt thanks to the innovative brush head, made with a powerful central motor and brushes traction by belt.



The scrubbing unit is equipped with two counter-rotating brushes and can laterally come out up to 15 cm (Ultra 120 B version) thanks to an extremely practical joystick. When accidentally impacted, the brush head swings in automatically without the need of any command. To ensure the utmost safety, the rotation of the brushes and water flow are stopped when the machine is idle

Ultra 100 BS-GS/120 B-G. Unbeatable drying results

Ultra 100 BS-GS/120 B/G scrubbing machines guarantee excellent cleaning performances thanks to:

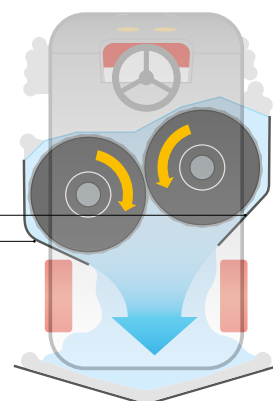
- Double suction motor of 36/670 V/W;
- Suction system located on the brush head or in the debris hopper;

Ultra 120 B-G

The "V" shaped side splash guards system on the brush head was designed to convey the detergent solution into the centre: this made it possible to install a compact squeegee that can guarantee, thanks to the "V" shaped splash guards, perfect drying even on bends



Suction system located on the brush head



Ultra 100 BS-GS/120 B-G. User-friendly controls, maximum comfort and driving practicality for the operator

The indicator lights on the instrument panel allow the operator to clearly identify all the controls, thanks to the use of universally recognized symbols taken from the automotive industry.


All warning red lights are located on the left side, while all green lights related to functioning are located on the right.



The central display allows the operator to control battery charging frequency and to schedule maintenance operations.

Full control of all machine functions, thanks to the innovative instrument panel

The working program selector allows the operator to choose the type of operation most suitable for his/her needs:
Transfer, Drying, Scrubbing/Drying, Scrubbing only



Ultra 120 B is also quick in transfer operations (up to 8 km/h)

and can be regulated with three different speeds:

- 1) from 3.9 km/h
- 2) from 5.7 km/h
- 3) up to 8 km/h, mainly for transfer operations

Ultra 120G - 100GS
Instrument panel
Combustion engine



Separate water and detergent management

Thanks to the CDS Comac water and detergent dosing system, solution saving up to 50% is ensured.



Fluid level indicator
(version with CDS)




Upon request, Ultra can be equipped with the CDS which allows water and detergent dosing through two separate devices, in order to clean any type of dirt

Ultra 100 BS-GS/120 B-G. Very simple routine maintenance operations



Ultra 120 B was designed to offer the utmost accessibility to all components. Simply and quickly, the operator can perform routine maintenance operations on each part of the machine

A simple device allows the quick filling of the tank with clean water without the presence of the operator



Complete cleaning of the recovery tank, equipped with the typical drain outlet and an additional opening of larger diameter to facilitate emptying during extraordinary maintenance operations



Ultra 120 B/G - Thanks to a system developed by Comac, the squeegee can be rotated by the operator till reaching the horizontal position. This ensures a perfect cleaning of the squeegee rubbers and an excellent constant drying

Very handy squeegee rubber disassembly. Special hinged hooks can be opened by a simple hammer hit allowing the operator to remove immediately the rubber



In order to ensure a perfect floor drying, the squeegee tube must be cleaned at the end of each working cycle. This operation allows the suction motor to work in optimal conditions extending its life cycle as well

Ultra 100 BS-GS/120 B-G

Technical data



TECHNICAL DATA		Ultra 100 BS	Ultra 100 GS	Ultra 120 B	Ultra 120 G
Debris hopper capacity	l/gal	40/10,6	40/10,6	-	-
Squeegee width	mm/inch	1265/49,8	1265/49,8	1265/49,8	1265/49,8
Brush head side movement	mm/inch	-	-	150/5,9	150/5,9
Disc brushes Ø (No.)	mm/inch	-	-	610/24 (2)	610/24 (2)
Cylindrical brushes Ø x l	mm/inch	150-280 x 980/6-11 x 38,6	150-280 x 980/6-11 x 38,6	-	-
Brushes rpm	rpm	960-520	960-520	115	115
Brush motor	V/W	36/2000	36/2000	36/2000	36/2000
Suction motor (No.)	V/W	(2) 36/670	(2) 36/670	(2) 36/670	(2) 36/670
Traction motor	V/W	36/2000	36/2000	36/2000	36/2000
Suction vacuum	mbar	190	190	190	190
Forward speed	km/h/mph	0÷8/5	0÷8/5	0÷8/5	0÷8/5
Batteries*	V/Ah C5	36/480	-	36/480	-
Batteries weight (max)	Kg/lbs	510/1124	-	510/1124	-
Motor power (petrol-powered)	Kw	-	9,5	-	9,5
Detergent tank capacity (versions with CDS)	l/gal	15/3,9	-	15/3,9	-

	Working width mm/inch (+ side brush)	Brushes pressure Kg/lbs	Power supply V/ Traction	Solution tank l/gal	Recovery tank l/gal	Working capacity up to m ² /h/sqft/h	Machine dimensions mm/inch L x H x W	Machine weight kg/lbs (without batteries)
Ultra 100 BS	970/39,4 (1080)	55/121	36/aut.	280/74	285/75	8640/85000	2075/80 1569/61 1192/50	830/1830
Ultra 100 GS	970/39,4 (1080)	55/121	gas./GLP aut.	280/74	285/75	8640/85000	2075/80 1758/61 1192/50	933/2057
Ultra 120 B	1205/47,4	133÷168/293-370	36/aut.	280/74	285/75	9600/103400	2030/80 1560/61 1280/50	760/1675
Ultra 120 G	1205/47,4	133÷168/293-370	gas./GLP aut.	280/74	285/75	9600/103400	2030/80 1758/61 1280/50	863/1903